



Date: \_\_\_\_\_ Type: \_\_\_\_\_

Firm Name: \_\_\_\_\_

Project: \_\_\_\_\_

# ColorReach Compact Powercore

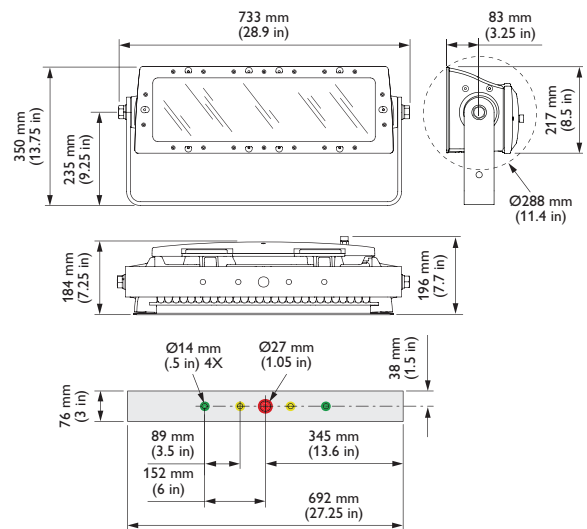
## 63° spread lens

Premium long-throw compact exterior LED floodlight with intelligent color light

ColorReach Compact Powercore combines all the benefits of LED-based lighting and control in a compact fixture specifically designed for large-scale installations, such as commercial skyscrapers, casinos, bridges, piers, public monuments, and themed attractions. With levels of light output and projection never before achieved in a compact LED lighting fixture, ColorReach Compact Powercore delivers intense, energy-efficient output at a reasonable price, opening up new possibilities for exterior illumination. Custom configurations with custom channels of white or color LED sources are also available to support special applications.

- Integrates Powercore technology — Powercore technology rapidly, efficiently, and accurately controls power output to ColorReach Compact Powercore fixtures directly from line voltage. Philips Data Enabler Pro merges line voltage and control data and delivers them to fixtures over a single standard cable, dramatically simplifying installation and lowering total system cost.
- Versatile optics — Exchangeable spread lenses of 8°, 13°, 23°, 40°, 63°, and an asymmetric 5° x 17° support a variety of photometric distributions for a multitude of applications, including spotlighting, wall grazing, and asymmetric wall washing. Bezel and gasket ship with spread lenses for easy user installation.
- Saturated, cost-effective color — High-performance LEDs offer rich, saturated color at significantly less cost for installation, operation, and maintenance than traditional light sources.

- Simple fixture positioning — Rugged, slim-profile mounting bracket allows simple positioning and fixture rotation through a full 360°. Side locking bolts reliably secure fixture with a standard wrench.
- Universal power input range — ColorReach Compact Powercore accepts a universal power input range of 100 – 240 VAC, allowing consistent installation in any location around the world.



- Industry-leading controls — ColorReach Compact Powercore works seamlessly with the complete Philips Color Kinetics line of controllers, including Light System Manager, iPlayer 3, and ColorDial Pro, as well as third-party controllers.

For detailed product information, please refer to the ColorReach Compact Powercore Product Guide at [www.philipscolorkinetics.com/lr/rgb/colorreachcompact/](http://www.philipscolorkinetics.com/lr/rgb/colorreachcompact/)

**PHILIPS**

## Specifications

Due to continuous improvements and innovations, specifications may change without notice.

Item	Specification	63° spread lens
	Lumens*	3448
	LED Channels	Red / Green / Blue
	Lumen Maintenance†	60,000 hours L70 @ 25° C    50,000 hours L70 @ 50° C 100,000 hours L50 @ 25° C    80,000 hours L50 @ 50° C
Electrical	Input Voltage	100 – 240 VAC, auto-switching, 50 / 60 Hz via Data Enabler Pro
	Power Consumption	130 W
Control	Interface	Data Enabler Pro (DMX / Ethernet)
	Control System	Philips full range of controllers, including Light System Manager, iPlayer 3, and ColorDial Pro, or third-party controllers
Physical	Dimensions (Height x Width x Depth)	8.5 x 28.9 x 7.7 in (217 x 733 x 196 mm)
	Weight	51 lb (23 kg)
	Effective Projected Area (EPA)	0.186 m²
	Housing	Die-cast aluminium, powder-coated finish
	Lens	Tempered glass
	Fixture Connections	Integral male / female waterproof connector, 6 ft (1.8 m) unified power / data cable
	Temperature Ranges	-40° – 122° F (-40° – 50° C) Operating -4° – 122° F (-20° – 50° C) Startup -40° – 176° F (-40° – 80° C) Storage
	Humidity	0 – 95%, non-condensing
	Fixture Run Lengths	To calculate fixture run lengths and total power consumption for your specific installation, download the Configuration Calculator from <a href="http://www.philipscolorkinetics.com/support/install_tool/">www.philipscolorkinetics.com/support/install_tool/</a>
Certification and Safety	Certification	UL / cUL, FCC Class A, CE, PSE, C-Tick
	Environment	Dry / Damp / Wet Location, IP66

\* Lumen measurement complies with IES LM-79-08 testing procedures

† L70 = 70% lumen maintenance (when light output drops below 70% of initial output). L50 = 50% lumen maintenance (when light output drops below 50% of initial output). Ambient luminaire temperatures specified. Lumen maintenance calculations are based on lifetime prediction graphs supplied by LED source manufacturers. Calculations for white-light LED fixtures are based on measurements that comply with IES LM-80-08 testing procedures. Refer to [www.philipscolorkinetics.com/support/appnotes/lm-80-08.pdf](http://www.philipscolorkinetics.com/support/appnotes/lm-80-08.pdf) for more information.



CHROMACORE®  
CK TECHNOLOGY

O P T I B I N®  
CK TECHNOLOGY

POWERCORE®  
CK TECHNOLOGY

## Fixtures

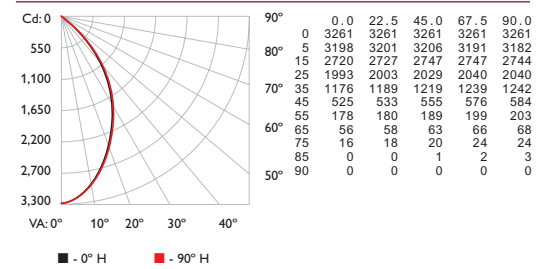
Item	Type	Item Number	Philips 12NC
ColorReach Compact Powercore	UL / cUL	123-000078-00	910503703278
Includes 6 ft (1.8 m) leader cable	CE / PSE	123-000078-01	910503704176

Use Item Number when ordering in North America.

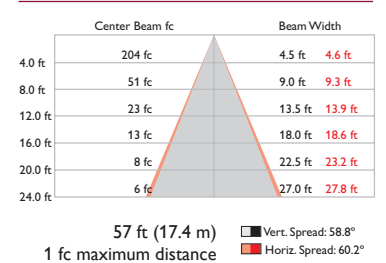
## Photometrics

63° spread lens

### Polar Candela Distribution



### Illuminance at Distance



LED	Lumens	Efficacy
RGB	3448	25.0

For lux multiply fc by 10.7

## Accessories

Item	Type	Item Number	Philips 12NC
Replacement Leader Cable 6 ft (1.8 m)	UL / cUL	108-000043-02	910503700453
	CE / PSE	108-000043-03	910503700454
Spread Lens with bezel	13°	120-000068-00	910503700506
	23°	120-000068-01	910503700507
	40°	120-000068-02	910503700508
	63°	120-000068-03	910503700509
	Asymmetric (5° x 17°)	120-000068-04	910503700510
	8°	120-000068-05	910503700511
Data Enabler Pro	3/4 in / 1/2 in NPT (U.S. trade size conduit)	106-000004-00	910503701210
	PG21 / PG13 (metric size conduit)	106-000004-01	910503701211

Use Item Number when ordering in North America.



Philips Color Kinetics  
3 Burlington Woods Drive  
Burlington, Massachusetts 01803 USA  
Tel 888.385.5742  
Tel 617.423.9999  
Fax 617.423.9998  
[www.philipscolorkinetics.com](http://www.philipscolorkinetics.com)

Copyright © 2012 Philips Solid-State Lighting Solutions, Inc. All rights reserved.  
Chromacore, Chromatic, CK, the CK logo, Color Kinetics, the Color Kinetics logo, ColorBlast, ColorBlaze, ColorBurst, eW Fuse, ColorGraze, ColorPlay, ColorReach, iW Reach, eW Reach, DIMand, EssentialWhite, eW, iColor, iColor Cove, IntelliWhite, iW, iPlayer, Optibin, and Powercore are either registered trademarks or trademarks of Philips Solid-State Lighting Solutions, Inc. in the United States and / or other countries. All other brand or product names are trademarks or registered trademarks of their respective owners. Due to continuous improvements and innovations, specifications may change without notice. DAS-000019-06 R00 10-12