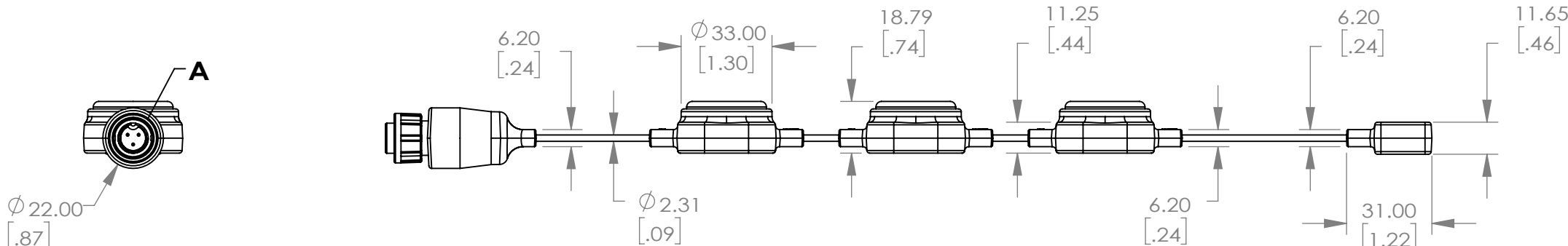
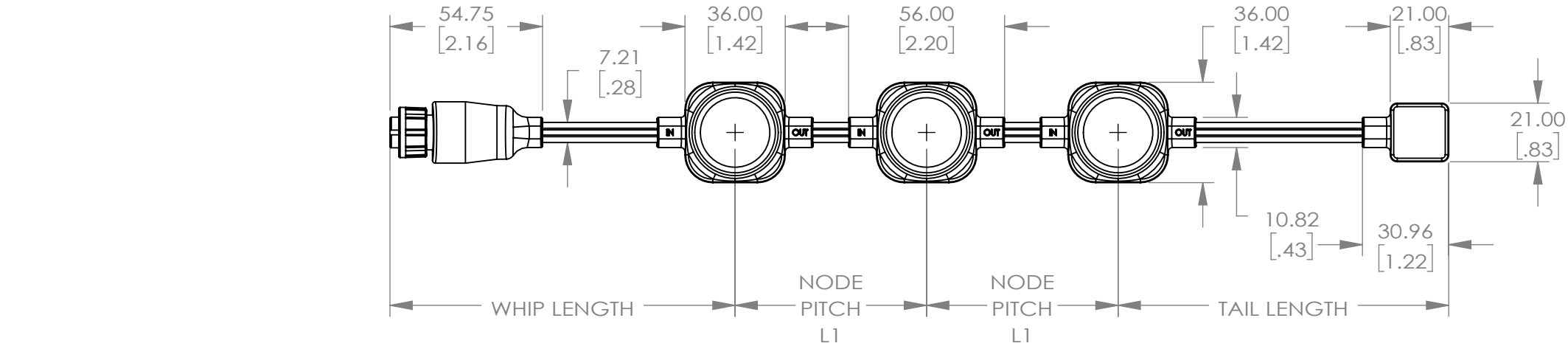


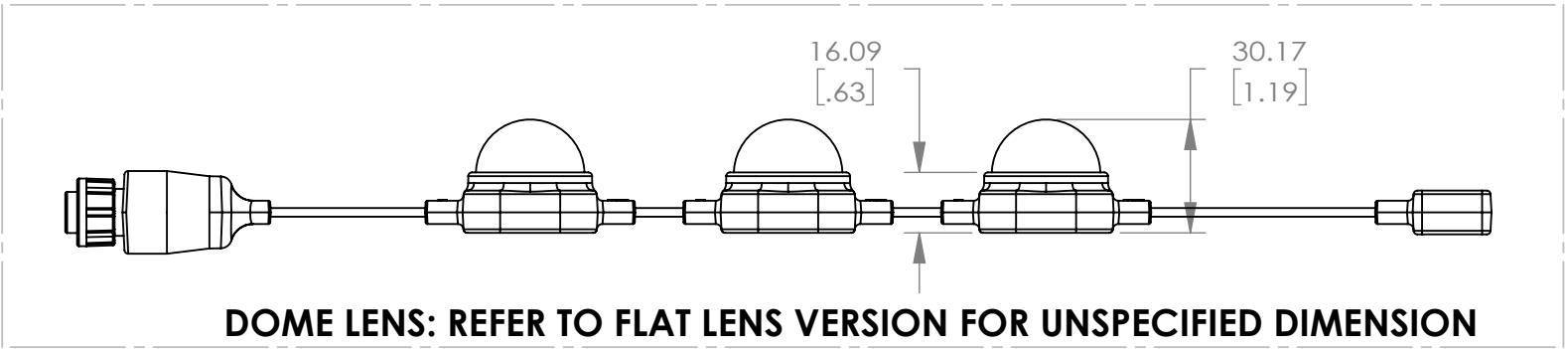
FLEX COMPACT/LMX STRING - ALLOWABLE SPACING WITH/WITHOUT OVERMOLDING

TOTAL LENGTH (L) = WHIP LENGTH + (X-1)*L1 + TAIL LENGTH
NODE COUNT = X

REVISIONS				
REV.	ECO	DESCRIPTION	DATE	APPROVED
00	009954	INITIAL RELEASE	06/02/2015	K.PISUPATI
B		ADD OVERMOLD TO POWER CONNECTOR	9/17/2021	S. LEE
C		ADD DOME LENS VERSION	12/8/2021	C. H



FLAT LENS



DOME LENS: REFER TO FLAT LENS VERSION FOR UNSPECIFIED DIMENSION

NOTE: THE MINIMUM VALUES ARE SET BY MANUFACTURING CONSTRAINTS.

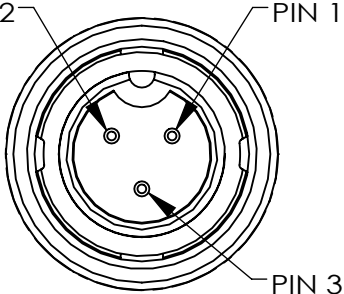
TOLERANCE: ALL SPACING DIMENSIONS ARE ±3.0 MM.

STD: STANDARD ASSEMBLY, HE: HARSH ENVIRONMENT.

	STANDARD	MINIMUM	MAXIMUM
WHIP LENGTH	972 (3.2 FT)	135 (5.3 IN) STD, 135 (5.3 IN) HE	1829 (6 FT)
NODE PITCH	102 (3 IN), 305 (12 IN)	76 (3 IN) STD, 102 (4 IN) HE	610 (24 IN)
TAIL LENGTH	62(2.5 IN) STD, 108 (4.3 IN) HE	62 (2.5 IN) STD, 97 (3.8 IN) HE	610 (24 IN)

LOCATION	TYPE
PIN 1	V+
PIN 2	GROUND
PIN 3	DATA

DETAIL A
SCALE 2 : 1



© Signify Holding. All rights reserved. Specifications are subject to change without notice. No representation or warranty as to the accuracy or completeness of the information included herein is given and any liability for any action in reliance thereon is disclaimed. All trademarks are owned by Signify Holding or their respective owners.

COLORKINETICS
www.colorkinetics.com
3 Burlington Woods Dr. Burlington MA 01803 USA
Tel: 888-385-5742 Fax: 617-338-0454

MATERIAL

FINISH

DRAWN

CHECKED

DATE

DATE



THIRD ANGLE
PROJECTION

- UNLESS OTHERWISE SPECIFIED -

DIMENSIONS ARE IN MILLIMETERS
INTERPRET GEOMETRIC TOLERANCING
PER: ANSI Y14.5M

TOLERANCES:
DECIMAL
.X ±0.5 mm
.XX ±0.25 mm
.XXX ±0.125 mm

ANGLE
± 1°

DESCRIPTION

**FLEX COMPACT/LMX, HE/STD,
FLAT/DOME LENS, PRODUCT
DOCUMENT DRAWING**

SIZE

B

DWG. NO.

443582047431_510

REV

C

FILE NAME

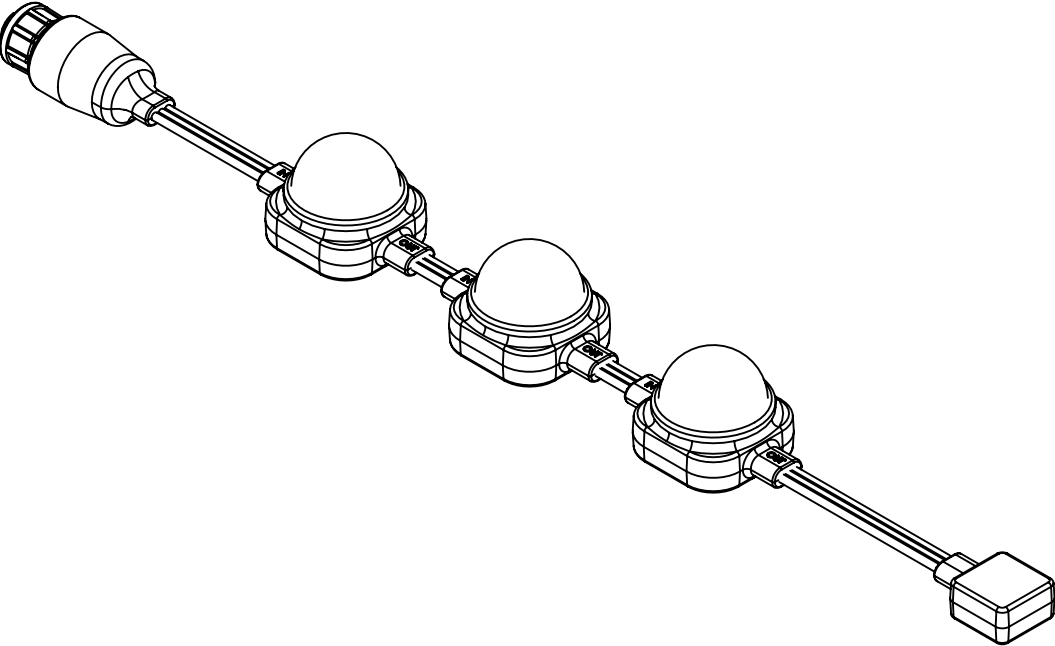
ASY-442295217657

DO NOT SCALE DRAWING

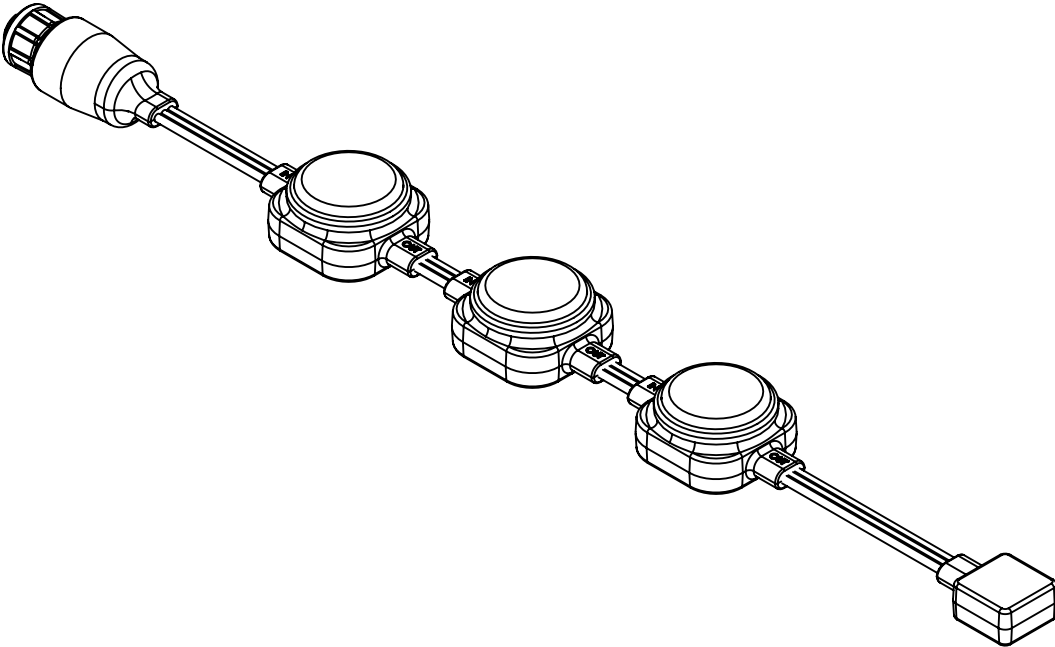
SCALE 1:2

SHEET 1 OF 3

© Signify Holding. All rights reserved. Specifications are subject to change without notice. No representation or warranty as to the accuracy or completeness of the information included herein is given and any liability for any action in reliance thereon is disclaimed. All trademarks are owned by Signify Holding or their respective owners.



DOME LENS



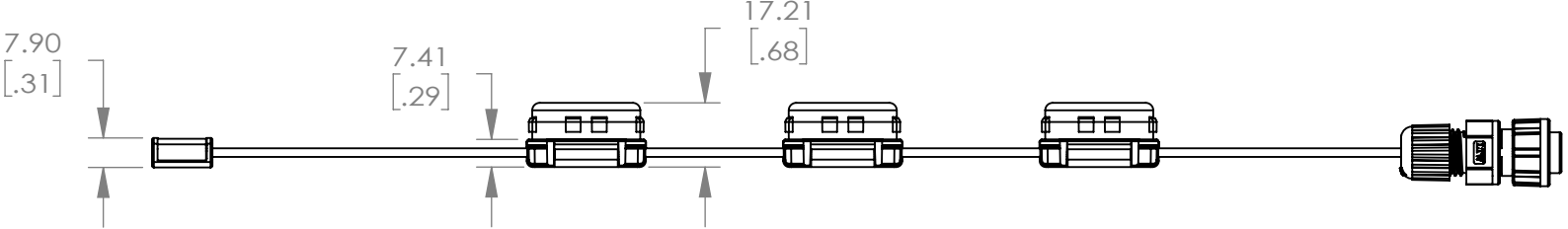
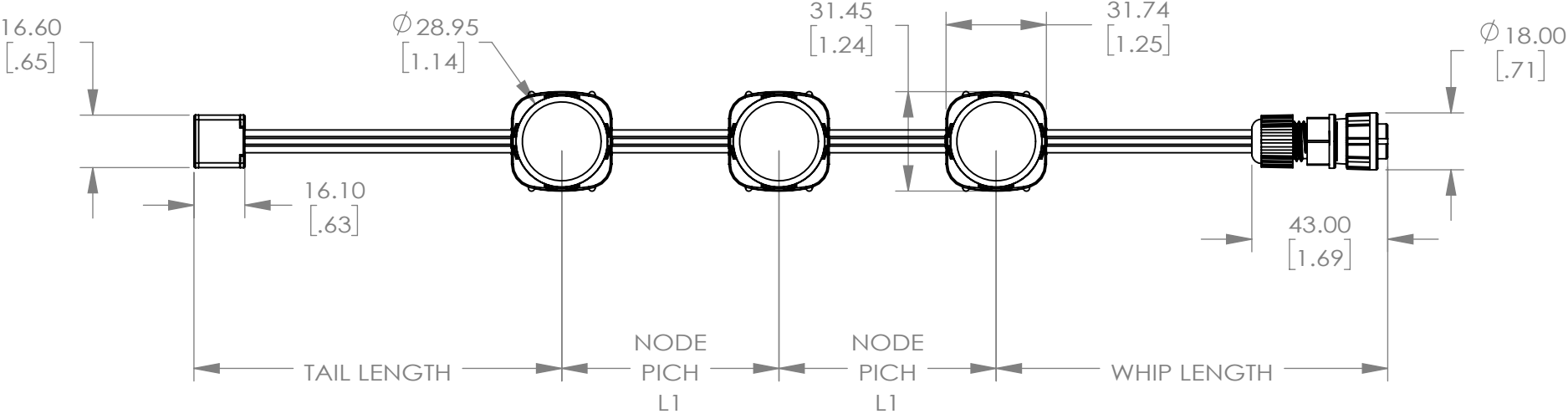
FLAT LENS



DESCRIPTION
FLEX COMPACT/LMX, HE/STD,
FLAT/DOME LENS, PRODUCT
DOCUMENT DRAWING

SIZE	DWG. NO.	REV
B	443582047431_510	C
FILE NAME: ASY-442295217657 DO NOT SCALE DRAWING SCALE: 1:2 SHEET 2 OF 3		

© Signify Holding. All rights reserved. Specifications are subject to change without notice. No representation or warranty as to the accuracy or completeness of the information included herein is given and any liability for any action in reliance thereon is disclaimed. All trademarks are owned by Signify Holding or their respective owners.



STANDRAD VERSION WITHOUT OVERMOLD
REFER TO FIRST PAGE FOR WHIP/ NODE PICH/ TAIL LENGTH

